

nature in my backyard

Your garden will make a difference.





Our birds, pollinators, and native plants are suffering from habitat loss, invasion by non-native species and the effects of climate change.

In our step-by-step certification program we provide you with the tools that you can use to help save wildlife in your own backyard, in your neighborhood and in our world.

Please join us by nurturing the nature in your backyard!



Wildlife needs our help. Here's what you can do.

	Plant Native Plants	Provide Habitat for Wildlife	Remove Invasive Species	Build a Healthy Ecosystem	Learn and Tell Others!
 <p>Step 1</p>	<input type="checkbox"/> Plant 1 keystone tree or 2 native species. (Find links to online lists on page 2.)	<input type="checkbox"/> Choose 1 action on page 2 to improve the wildlife habitat in your yard.	<input type="checkbox"/> Identify 3 invasive flowers, shrubs or trees in your yard.	<input type="checkbox"/> Take 2 actions to build a healthy ecosystem in your yard.	<input type="checkbox"/> Complete 1 action from the "learn and tell others" checklist.
 <p>Step 2</p>	<input type="checkbox"/> Add 1 keystone species and 3 or more additional native species.	<input type="checkbox"/> Take 2 additional actions to improve your habitat.	<input type="checkbox"/> Remove 1 invasive species completely.	<input type="checkbox"/> Take 2 additional actions to build a healthy ecosystem.	<input type="checkbox"/> Add 1 action from the "learn and tell others" checklist.
 <p>Step 3</p>	<input type="checkbox"/> Add another keystone species and 3 more native species.	<input type="checkbox"/> Learn about vegetation layers to support birds and other wildlife.	<input type="checkbox"/> Continue removing additional invasive species in your yard.	<input type="checkbox"/> Take 2 or more actions to build a healthy ecosystem.	<input type="checkbox"/> Add 2 more actions from the "learn and tell others" checklist.
 <p>Step 4</p>	<input type="checkbox"/> Add another native tree or plant.	<input type="checkbox"/> Make your yard bird-friendly in 1 additional way.	<input type="checkbox"/> Remove or develop a plan to remove all invasives from your yard.	<input type="checkbox"/> Take a total of 8 actions to build a healthy ecosystem.	<input type="checkbox"/> Take 5 total actions from the "tell others" checklist.

06/24

See page 2 for actions and resources to help you build your healthy habitat.

Not sure how to get started? Schedule a site visit and we will guide you through.



Native Plant Lists	Actions to Provide Habitat for Wildlife	Remove Invasive Species	Actions to build a Healthy Ecosystem	Learn and Tell Others!
Nature in my Backyard Resources page https://bit.ly/3rbCshX	<input type="checkbox"/> Create a water source such as a bird bath or pollinator water dish.	<input type="checkbox"/> Remove 2 invasive plants. See Guide to Common Invasive Plants https://bit.ly/3NBhphs	<input type="checkbox"/> Use only leaves, wood chips or pine needles for weed control and water retention.	<input type="checkbox"/> Certified at Step One? Put up your Nature in my Backyard Certification Sign!
Landscaping for Biodiversity with Ohio Native Plants	<input type="checkbox"/> Provide both early and late season flowering plants for native bees and butterflies.	<input type="checkbox"/> Create a simple Invasive plant management plan.	<input type="checkbox"/> Reduce outdoor lighting to minimize disrupting birds and insects during migration and breeding.	<input type="checkbox"/> Encourage a friend to join this program.
Audubon Society Database www.audubon.org/native-plants	<input type="checkbox"/> Leave your leaves in the fall for butterflies and pollinators to overwinter.	<input type="checkbox"/> Volunteer at the site of an existing invasive species removal project.	<input type="checkbox"/> Buy only plants grown without neonicotinoids.	<input type="checkbox"/> Watch online videos or Zoom programs about native gardening. See Resources page.
National Wildlife Foundation https://www.nwf.org/nativeplantfinder/	<input type="checkbox"/> Keep cats indoors or in an enclosure and away from birds and insects.	<input type="checkbox"/> Advocate for change by encouraging merchants to remove invasive species from inventory.	<input type="checkbox"/> Reduce or eliminate use of pesticides including rodenticides.	<input type="checkbox"/> Attend a lecture or workshop on native plants.
Native Plants of Ohio https://bit.ly/46hjp5N	<input type="checkbox"/> Maximize bird and insect overwintering success by limiting fall deadheading.		<input type="checkbox"/> Use organic products for weed, insect or disease control except in cases of severe infestation.	<input type="checkbox"/> Assemble a small library about native plants and habitats. See Resources page.
Ladybird Johnson Wildflower Center, searchable database of plants by state www.wildflower.org	<input type="checkbox"/> Support pollinator habitat by creating brush piles with downed branches.		<input type="checkbox"/> Decrease mowed lawn area.	<input type="checkbox"/> Put up a "Leave the Leaves" sign.
	<input type="checkbox"/> Install a bird or bat house.		<input type="checkbox"/> Create soft landing areas under native trees.	<input type="checkbox"/> Visit local natural areas.
	<input type="checkbox"/> Add and maintain a bird feeder.		<input type="checkbox"/> Compost yard and kitchen waste or join a community compost program.	<input type="checkbox"/> Offer chances for children to become involved in gardens and environmental groups.
	<input type="checkbox"/> Create rock piles and a water feature to support amphibians.		<input type="checkbox"/> Limit bird window collisions with decals or other deterrents.	<input type="checkbox"/> Invite friends and neighbors to see your native garden.

Congratulations!

Begin these actions to be eligible to display your Nature in my Backyard habitat sign. Once these steps are completed you will be the proud owner of a healthy ecosystem brimming with life.

This is a program of the Audubon Society of Greater Cleveland and the Shaker Lakes Garden Club. For questions or more information, please visit <https://clevelandaudubon.org/nature-in-my-backyard> or email us at natureinmybackyard@clevelandaudubon.org. This all-volunteer program is supported by your contribution to the Audubon Society of Greater Cleveland. (6/2024)

